



# Winton Motor Raceway

## Round 2 : March 12 - 14



ASBK.COM.AU f t i y

Date: 13/03/21  
 Event: R03  
 Weather: Cloudy / windy - Temp: 28.0C  
 Track: Dry - Temp: 32.6C

### Race 1

Started at: 16:41:30  
 Laps: 3  
 Starters: 18  
 Printed at: 8:00

### PROVISIONAL CLASSIFICATION


Pos	No	Name	Machine	Laps	Race Time	Behind Leader	Behind Prev	Fastest Lap	On Lap	Top Speed
1	26	Cameron SWAIN (QLD) / bLU cRU Yamaha / FIM Oceania / Motul / MA / Pirelli / Ricondi / AGV	Yamaha YZF-R15	3	5:24.362			1:46.071	2	120
2	14	Harrison WATTS (QLD) / bLU cRU Yamaha / FIM Oceania / Motul / MA / Pirelli / Ricondi / AGV	Yamaha YZF-R15	3	5:33.217	8.855	8.855	1:48.699	3	118
3	72	Levi RUSSO (NSW) / bLU cRU Yamaha / FIM Oceania / Motul / MA / Pirelli / Ricondi / AGV	Yamaha YZF-R15	3	5:33.854	9.492	.637	1:48.914	3	119
4	68	Ryan LARKIN (VIC) / bLU cRU Yamaha / FIM Oceania / Motul / MA / Pirelli / Ricondi / AGV	Yamaha YZF-R15	3	5:34.792	10.430	.938	1:49.119	2	121
5	41	Hudson THOMPSON (NSW) / bLU cRU Yamaha / FIM Oceania / Motul / MA / Pirelli / Ricondi / AGV	Yamaha YZF-R15	3	5:34.830	10.468	.038	1:49.096	3	121
6	27	Toby JAMES (VIC) / bLU cRU Yamaha / FIM Oceania / Motul / MA / Pirelli / Ricondi / AGV	Yamaha YZF-R15	3	5:35.641	11.279	.811	1:47.601	2	119
7	65	Nate O'NEILL (QLD) / bLU cRU Yamaha / FIM Oceania / Motul / MA / Pirelli / Ricondi / AGV	Yamaha YZF-R15	3	5:35.782	11.420	.141	1:49.373	2	122
8	66	Lachlan MOODY (QLD) / bLU cRU Yamaha / FIM Oceania / Motul / MA / Pirelli / Ricondi / AGV	Yamaha YZF-R15	3	5:41.641	17.279	5.859	1:50.320	2	114
9	42	Riley NAUTA (QLD) / bLU cRU Yamaha / FIM Oceania / Motul / MA / Pirelli / Ricondi / AGV	Yamaha YZF-R15	3	5:43.164	18.802	1.523	1:47.763	2	123
10	33	Jack FAVELLE (NSW) / bLU cRU Yamaha / FIM Oceania / Motul / MA / Pirelli / Ricondi / AGV	Yamaha YZF-R15	3	5:45.922	21.560	2.758	1:51.814	2	116
11	13	Marcus HAMOD (NSW) / bLU cRU Yamaha / FIM Oceania / Motul / MA / Pirelli / Ricondi / AGV	Yamaha YZF-R15	3	5:46.094	21.732	.172	1:51.292	3	117
12	48	Valentino KNEZOVIC (NSW) / bLU cRU Yamaha / FIM Oceania / Motul / MA / Pirelli / Ricondi / AGV	Yamaha YZF-R15	3	5:46.157	21.795	.063	1:51.710	2	117
13	12	Nikolas LAKUSIC (QLD) / bLU cRU Yamaha / FIM Oceania / Motul / MA / Pirelli / Ricondi / AGV	Yamaha YZF-R15	3	5:46.656	22.294	.499	1:51.498	2	117
14	93	Tate McCLURE (VIC) / bLU cRU Yamaha / FIM Oceania / Motul / MA / Pirelli / Ricondi / AGV	Yamaha YZF-R15	3	5:49.263	24.901	2.607	1:52.812	2	115
15	46	William HUNT (NSW) / bLU cRU Yamaha / FIM Oceania / Motul / MA / Pirelli / Ricondi / AGV	Yamaha YZF-R15	3	6:01.236	36.874	11.973	1:55.830	2	115
16	40	Oliver SKINNER (TAS) / bLU cRU Yamaha / FIM Oceania / Motul / MA / Pirelli / Ricondi / AGV	Yamaha YZF-R15	3	6:08.788	44.426	7.552	1:58.201	2	115
17	35	Varis FLEMING (VIC) / bLU cRU Yamaha / FIM Oceania / Motul / MA / Pirelli / Ricondi / AGV	Yamaha YZF-R15	3	6:13.253	48.891	4.465	1:52.245	2	117
18	18	Elijah ANDREW (NSW) / bLU cRU Yamaha / FIM Oceania / Motul / MA / Pirelli / Ricondi / AGV	Yamaha YZF-R15	3	6:28.486	1:04.124	15.233	2:05.867	2	116


Fastest Lap was 1:46.071 by Cameron SWAIN (QLD)

\*\*\* Rider 42 (Riley NAUTA (QLD)) - 10 second penalty imposed by Clerk of Course for jumped start \*\*\*

The results are provisional until the end of the time limit for protests and appeals.

  
 Chief Timekeeper - Scott Lang

  
 Race Director - Tom Williams

  
 Clerk of Course - Paul Hinds



www.computime.com.au  
 COMPUTIME RACE TIMING SYSTEMS PTY LTD





# Winton Motor Raceway

## Round 2 : March 12 - 14



ASBK.COM.AU f t i y

Date: 13/03/21  
Event: R03  
Weather: Cloudy / windy - Temp: 28.0C  
Track: Dry - Temp: 32.6C

### Race 1


Started at: 16:41:30  
Laps: 3  
Starters: 18  
Printed at: 8:00


### PROVISIONAL LAP TIMES


No	Name	Lap 1	Lap 2	Lap 3
12	Nikolas LAKUSIC (QLD)	2:02.017	<u>1:51.498</u>	1:53.141
13	Marcus HAMOD (NSW)	2:03.102	1:51.700	<u>1:51.292</u>
14	Harrison WATTS (QLD)	1:55.548	1:48.970	<u>1:48.699</u>
18	Elijah ANDREW (NSW)	2:15.198	<u>2:05.867</u>	2:07.421
26	Cameron SWAIN (QLD)	1:51.349	<u>1:46.071</u>	1:46.942
27	Toby JAMES (VIC)	1:58.572	<u>1:47.601</u>	1:49.468
33	Jack FAVELLE (NSW)	2:01.137	<u>1:51.814</u>	1:52.971
35	Varis FLEMING (VIC)	2:28.599	<u>1:52.245</u>	1:52.409
40	Oliver SKINNER (TAS)	2:11.077	<u>1:58.201</u>	1:59.510
41	Hudson THOMPSON (NSW)	1:56.592	1:49.142	<u>1:49.096</u>
42	Riley NAUTA (QLD)	1:57.320	<u>1:47.763</u>	1:48.081
46	William HUNT (NSW)	2:08.630	<u>1:55.830</u>	1:56.776
48	Valentino KNEZOVIC (NSW)	2:02.602	<u>1:51.710</u>	1:51.845
65	Nate O'NEILL (QLD)	1:56.067	<u>1:49.373</u>	1:50.342
66	Lachlan MOODY (QLD)	2:00.706	<u>1:50.320</u>	1:50.615
68	Ryan LARKIN (VIC)	1:56.125	<u>1:49.119</u>	1:49.548
72	Levi RUSSO (NSW)	1:55.343	1:49.597	<u>1:48.914</u>
93	Tate McCLURE (VIC)	2:01.761	<u>1:52.812</u>	1:54.690

\*\*\* Rider 42 (Riley NAUTA (QLD)) - 10 second penalty imposed by Clerk of Course for jumped start \*\*\*

The results are provisional until the end of the time limit for protests and appeals.

  
Chief Timekeeper - Scott Lang

  
Race Director - Tom Williams

  
Clerk of Course - Paul Hinds



[www.computime.com.au](http://www.computime.com.au)  
COMPUTIME RACE TIMING SYSTEMS PTY LTD





# Winton Motor Raceway

## Round 2 : March 12 - 14



ASBK.COM.AU f t i y

### OCEANIA JUNIOR CUP

#### Race 1

Date: 13/03/21  
 Event: R03  
 Weather: Cloudy / windy - Temp: 28.0C  
 Track: Dry - Temp: 32.6C

Started at: 16:41:30  
 Laps: 3  
 Starters: 18  
 Printed at: 8:00

### PROVISIONAL SPLIT TIMES


Lap	Split 1	Split 2	Split 3	Split 4	Lap Time	Spd	Lap	Split 1	Split 2	Split 3	Split 4	Lap Time	Spd
<b>12 Nikolas LAKUSIC (QLD) (13th)</b>							<b>41 Hudson THOMPSON (NSW) (5th)</b>						
1	24.812	19.117	38.621	39.467	2:02.017	66	1	22.918	17.952	37.830	<b>37.892</b>	1:56.592	59
2	16.752	18.409	<b>37.701</b>	<b>38.636</b>	<b>1:51.498</b>	117	2	15.771	18.139	<b>37.122</b>	38.110	1:49.142	120
3	<b>16.485</b>	<b>18.332</b>	38.314	40.010	1:53.141	117	3	<b>15.760</b>	<b>17.770</b>	37.281	38.285	<b>1:49.096</b>	121
<b>13 Marcus HAMOD (NSW) (11th)</b>							<b>42 Riley NAUTA (QLD) (9th)</b>						
1	25.543	18.844	39.084	39.631	2:03.102	70	1	23.817	18.665	36.675	38.163	1:57.320	45
2	16.183	18.513	37.932	<b>39.072</b>	1:51.700	117	2	15.623	17.845	36.741	<b>37.554</b>	<b>1:47.763</b>	121
3	<b>16.144</b>	<b>18.044</b>	<b>37.723</b>	39.381	<b>1:51.292</b>	117	3	<b>15.575</b>	<b>17.823</b>	<b>36.473</b>	38.210	1:48.081	123
<b>14 Harrison WATTS (QLD) (2nd)</b>							<b>46 William HUNT (NSW) (15th)</b>						
1	21.897	18.110	37.438	38.103	1:55.548	61	1	27.205	21.122	39.403	40.900	2:08.630	71
2	16.284	18.053	36.719	<b>37.914</b>	1:48.970	118	2	<b>16.820</b>	19.330	<b>39.296</b>	<b>40.384</b>	<b>1:55.830</b>	115
3	<b>16.073</b>	<b>17.823</b>	<b>36.487</b>	38.316	<b>1:48.699</b>	117	3	16.943	<b>19.174</b>	39.460	41.199	1:56.776	114
<b>18 Elijah ANDREW (NSW) (18th)</b>							<b>48 Valentino KNEZOVIC (NSW) (12th)</b>						
1	26.676	21.684	43.639	43.199	2:15.198	74	1	25.147	18.890	39.481	39.084	2:02.602	66
2	18.957	21.613	<b>43.101</b>	<b>42.196</b>	<b>2:05.867</b>	116	2	16.355	18.419	<b>38.181</b>	<b>38.755</b>	<b>1:51.710</b>	117
3	<b>18.505</b>	<b>21.551</b>	43.714	43.651	2:07.421	116	3	<b>16.185</b>	<b>18.010</b>	38.666	38.984	1:51.845	117
<b>26 Cameron SWAIN (QLD) (1st)</b>							<b>65 Nate O'NEILL (QLD) (7th)</b>						
1	21.039	17.335	35.907	<b>37.068</b>	1:51.349	45	1	22.695	<b>17.823</b>	37.540	<b>38.009</b>	1:56.067	51
2	<b>15.625</b>	<b>17.189</b>	<b>35.900</b>	37.357	<b>1:46.071</b>	120	2	<b>15.873</b>	18.105	<b>37.342</b>	38.053	<b>1:49.373</b>	120
3	15.722	17.349	36.265	37.606	1:46.942	118	3	15.970	18.198	37.799	38.375	1:50.342	122
<b>27 Toby JAMES (VIC) (6th)</b>							<b>66 Lachlan MOODY (QLD) (8th)</b>						
1	24.077	18.889	37.461	38.145	1:58.572	60	1	23.529	18.585	39.118	39.474	2:00.706	65
2	15.902	<b>17.669</b>	<b>36.235</b>	<b>37.795</b>	<b>1:47.601</b>	117	2	<b>16.329</b>	18.291	37.043	<b>38.657</b>	<b>1:50.320</b>	114
3	<b>15.779</b>	17.684	37.220	38.785	1:49.468	119	3	16.407	<b>18.286</b>	<b>36.871</b>	39.051	1:50.615	114
<b>33 Jack FAVELLE (NSW) (10th)</b>							<b>68 Ryan LARKIN (VIC) (4th)</b>						
1	23.875	19.063	39.049	39.150	2:01.137	69	1	23.158	<b>17.947</b>	37.424	<b>37.596</b>	1:56.125	65
2	<b>16.412</b>	<b>18.699</b>	<b>37.691</b>	<b>39.012</b>	<b>1:51.814</b>	116	2	16.032	18.050	<b>37.142</b>	37.895	<b>1:49.119</b>	121
3	16.430	18.954	38.186	39.401	1:52.971	114	3	<b>15.971</b>	17.955	37.392	38.230	1:49.548	119
<b>35 Varis FLEMING (VIC) (17th)</b>							<b>72 Levi RUSSO (NSW) (3rd)</b>						
1	22.227	<b>17.720</b>	<b>36.741</b>	1:11.911	2:28.599	54	1	21.581	18.408	37.261	38.093	1:55.343	58
2	17.492	18.437	37.486	<b>38.830</b>	<b>1:52.245</b>	112	2	16.306	18.014	36.863	38.414	1:49.597	118
3	<b>16.668</b>	18.516	37.913	39.312	1:52.409	117	3	<b>16.131</b>	<b>18.001</b>	<b>36.699</b>	<b>38.083</b>	<b>1:48.914</b>	119
<b>40 Oliver SKINNER (TAS) (16th)</b>							<b>93 Tate McCLURE (VIC) (14th)</b>						
1	26.906	20.410	<b>40.136</b>	43.625	2:11.077	69	1	24.522	18.752	38.904	<b>39.583</b>	2:01.761	69
2	<b>17.183</b>	<b>19.661</b>	40.330	<b>41.027</b>	<b>1:58.201</b>	115	2	<b>16.450</b>	<b>18.381</b>	<b>38.105</b>	39.876	<b>1:52.812</b>	115
3	17.340	19.888	40.708	41.574	1:59.510	114	3	17.019	18.586	39.009	40.076	1:54.690	114

\*\*\* Rider 42 (Riley NAUTA (QLD)) - 10 second penalty imposed by Clerk of Course for jumped start \*\*\*

The results are provisional until the end of the time limit for protests and appeals.

  
 Chief Timekeeper - Scott Laing

  
 Race Director - Tom Williams

  
 Clerk of Course - Paul Hinds



www.computime.com.au  
 COMPUTIME RACE TIMING SYSTEMS PTY LTD





# Winton Motor Raceway

## Round 2 : March 12 - 14



ASBK.COM.AU f t i y

Date: 13/03/21  
 Event: R03  
 Weather: Cloudy / windy - Temp: 28.0C  
 Track: Dry - Temp: 32.6C

### Race 1

Started at: 16:41:30  
 Laps: 3  
 Starters: 18  
 Printed at: 8:00

### PROVISIONAL FASTEST LAPS SEQUENCE

Lap	Race Pos	No	Name	Machine	Fastest Lap	On Lap
1	1	26	Cameron SWAIN (QLD)	Yamaha YZF-R15	1:51.349	1
2	1	26	Cameron SWAIN (QLD)	Yamaha YZF-R15	1:46.071	2

\*\*\* Rider 42 (Riley NAUTA (QLD)) - 10 second penalty imposed by Clerk of Course for jumped start \*\*\*

The results are provisional until the end of the time limit for protests and appeals.

*Scott Lang*  
 Chief Timekeeper - Scott Lang

*Tom Williams*  
 Race Director - Tom Williams

*Paul Hinds*  
 Clerk of Course - Paul Hinds



[www.computime.com.au](http://www.computime.com.au)  
 COMPUTIME RACE TIMING SYSTEMS PTY LTD





# Winton Motor Raceway

## Round 2 : March 12 - 14



ASBK.COM.AU f t i y

Date: 13/03/21  
 Event: R03  
 Weather: Cloudy / windy - Temp: 28.0C  
 Track: Dry - Temp: 32.6C

### Race 1


Started at: 16:41:30  
 Laps: 3  
 Starters: 18  
 Printed at: 8:00


### PROVISIONAL LAP SHEET


No	Lap Time	Gap	No	Lap Time	Gap
<b>Lap 1</b>			33	1:51.814	15.531
26	1:51.349		12	1:51.498	16.095
72	1:55.343	3.994	48	1:51.710	16.892
14	1:55.548	4.199	93	1:52.812	17.153
65	1:56.067	4.718	13	1:51.700	17.382
68	1:56.125	4.776	46	1:55.830	27.040
41	1:56.592	5.243	40	1:58.201	31.858
42	1:57.320	5.971	35	1:52.245	43.424
27	1:58.572	7.223	18	2:05.867	43.645
66	2:00.706	9.357	<b>Lap 3</b>		
33	2:01.137	9.788	26	1:46.942	
93	2:01.761	10.412	42	1:48.081	8.802
12	2:02.017	10.668	14	1:48.699	8.855
48	2:02.602	11.253	72	1:48.914	9.492
13	2:03.102	11.753	68	1:49.548	10.430
46	2:08.630	17.281	41	1:49.096	10.468
40	2:11.077	19.728	27	1:49.468	11.279
18	2:15.198	23.849	65	1:50.342	11.420
35	2:28.599	37.250	66	1:50.615	17.279
<b>Lap 2</b>			33	1:52.971	21.560
26	1:46.071		13	1:51.292	21.732
14	1:48.970	7.098	48	1:51.845	21.795
72	1:49.597	7.520	12	1:53.141	22.294
42	1:47.763	7.663	93	1:54.690	24.901
68	1:49.119	7.824	46	1:56.776	36.874
65	1:49.373	8.020	40	1:59.510	44.426
41	1:49.142	8.314	35	1:52.409	48.891
27	1:47.601	8.753	18	2:07.421	1:04.12
66	1:50.320	13.606			

\*\*\* Rider 42 (Riley NAUTA (QLD)) - 10 second penalty imposed by Clerk of Course for jumped start \*\*\*

The results are provisional until the end of the time limit for protests and appeals.

  
 Chief Timekeeper - Scott Lang

  
 Race Director - Tom Williams

  
 Clerk of Course - Paul Hinds



www.computime.com.au  
 COMPUTIME RACE TIMING SYSTEMS PTY LTD





# Winton Motor Raceway

## Round 2 : March 12 - 14



ASBK.COM.AU f t i y

Date: 13/03/21  
 Event: R03  
 Weather: Cloudy / windy - Temp: 28.0C  
 Track: Dry - Temp: 32.6C

### Race 1


Started at: 16:41:30  
 Laps: 3  
 Starters: 18  
 Printed at: 8:00

### PROVISIONAL LAP CHART


Name	Grid	1	2	3	Name
C. SWAIN	20	20	20	26	C. SWAIN
R. NAUTA	42	72	14	42	R. NAUTA
N. O'NEILL	65	14	72	14	H. WATTS
V. FLEMING	35	65	42	72	L. RUSSO
L. RUSSO	72	68	68	68	R. LARKIN
H. THOMPSON	41	41	65	41	H. THOMPSON
H. WATTS	14	42	41	27	T. JAMES
T. JAMES	27	27	27	65	N. O'NEILL
R. LARKIN	68	66	66	66	L. MOODY
L. MOODY	66	33	33	33	J. FAVELLE
N. LAKUSIC	12	93	12	13	M. HAMOD
V. KNEZOVIC	48	12	48	48	V. KNEZOVIC
J. FAVELLE	33	48	93	12	N. LAKUSIC
T. McCLURE	93	13	13	93	T. McCLURE
M. HAMOD	13	46	46	46	W. HUNT
W. HUNT	46	40	40	40	O. SKINNER
O. SKINNER	40	18	35	35	V. FLEMING
E. ANDREW	18	35	18	18	E. ANDREW
H. NELSON	29				

\*\*\* Rider 42 (Riley NAUTA (QLD)) - 10 second penalty imposed by Clerk of Course for jumped start \*\*\*

The results are provisional until the end of the time limit for protests and appeals.

  
 Chief Timekeeper - Scott Lang

  
 Race Director - Tom Williams

  
 Clerk of Course - Paul Hinds



[www.computime.com.au](http://www.computime.com.au)  
 COMPUTIME RACE TIMING SYSTEMS PTY LTD





# Winton Motor Raceway

## Round 2 : March 12 - 14



### OCEANIA JUNIOR CUP

#### Race 1



ASBK.COM.AU f t i y

Date: 13/03/21  
 Event: R03  
 Weather: Cloudy / windy - Temp: 28.0C  
 Track: Dry - Temp: 32.6C

Started at: 16:41:30  
 Laps: 3  
 Starters: 18  
 Printed at: 8:00

### PROVISIONAL BEST PARTIAL TIMES

Pos	Split 1		Split 2		Split 3		Split 4		LAP		Ideal	Fastest
	Name	Time	Name	Time	Name	Time	Name	Time	Name	Time		
1	L. RUSSO	12.875	L. RUSSO	15.042	L. RUSSO	31.772	R. NAUTA	27.554	L. RUSSO	1:30.927	1:31.220	
2	N. LAKUSIC	13.254	N. LAKUSIC	15.547	N. LAKUSIC	32.904	T. JAMES	31.108	N. LAKUSIC	1:33.602	1:33.876	
3	V. FLEMING	13.320	V. FLEMING	15.594	V. FLEMING	33.302	L. RUSSO	31.238	V. FLEMING	1:34.286	1:34.377	
4	T. JAMES	13.984	E. ANDREW	16.335	T. JAMES	33.506	N. LAKUSIC	31.897	T. JAMES	1:35.137	1:36.478	
5	H. WATTS	14.418	H. WATTS	16.521	H. WATTS	35.298	V. FLEMING	32.070	R. NAUTA	1:37.425	1:47.763	
6	E. ANDREW	14.797	T. JAMES	16.539	C. SWAIN	35.900	H. WATTS	32.660	H. WATTS	1:38.897	1:39.199	
7	R. NAUTA	15.575	C. SWAIN	17.189	E. ANDREW	36.172	E. ANDREW	33.199	E. ANDREW	1:40.503	1:41.426	
8	C. SWAIN	15.625	T. JAMES	17.669	T. JAMES	36.235	C. SWAIN	37.068	C. SWAIN	1:45.782	1:46.071	
9	H. THOMPSON	15.760	V. FLEMING	17.720	R. NAUTA	36.473	R. LARKIN	37.596	T. JAMES	1:47.478	1:47.601	
10	T. JAMES	15.779	H. THOMPSON	17.770	H. WATTS	36.487	T. JAMES	37.795	H. WATTS	1:48.297	1:48.699	
11	N. O'NEILL	15.873	R. NAUTA	17.823	L. RUSSO	36.699	H. THOMPSON	37.892	H. THOMPSON	1:48.544	1:49.096	
12	R. LARKIN	15.971	H. WATTS	17.823	V. FLEMING	36.741	H. WATTS	37.914	R. LARKIN	1:48.656	1:49.119	
13	H. WATTS	16.073	N. O'NEILL	17.823	L. MOODY	36.871	N. O'NEILL	38.009	L. RUSSO	1:48.914	1:48.914	
14	L. RUSSO	16.131	R. LARKIN	17.947	H. THOMPSON	37.122	L. RUSSO	38.083	N. O'NEILL	1:49.047	1:49.373	
15	M. HAMOD	16.144	L. RUSSO	18.001	R. LARKIN	37.142	N. LAKUSIC	38.636	V. FLEMING	1:49.959	1:52.245	
16	V. KNEZOVIC	16.185	V. KNEZOVIC	18.010	N. O'NEILL	37.342	L. MOODY	38.657	L. MOODY	1:50.143	1:50.320	
17	L. MOODY	16.329	M. HAMOD	18.044	J. FAVELLE	37.691	V. KNEZOVIC	38.755	M. HAMOD	1:50.983	1:51.292	
18	J. FAVELLE	16.412	L. MOODY	18.286	N. LAKUSIC	37.701	V. FLEMING	38.830	V. KNEZOVIC	1:51.131	1:51.710	
19	T. McCLURE	16.450	N. LAKUSIC	18.332	M. HAMOD	37.723	J. FAVELLE	39.012	N. LAKUSIC	1:51.154	1:51.498	
20	N. LAKUSIC	16.485	T. McCLURE	18.381	T. McCLURE	38.105	M. HAMOD	39.072	J. FAVELLE	1:51.814	1:51.814	
21	V. FLEMING	16.668	J. FAVELLE	18.699	V. KNEZOVIC	38.181	T. McCLURE	39.583	T. McCLURE	1:52.519	1:52.812	
22	W. HUNT	16.820	W. HUNT	19.174	W. HUNT	39.296	W. HUNT	40.384	W. HUNT	1:55.674	1:55.830	
23	O. SKINNER	17.183	O. SKINNER	19.661	O. SKINNER	40.136	O. SKINNER	41.027	O. SKINNER	1:58.007	1:58.201	
24	E. ANDREW	18.505	E. ANDREW	21.551	E. ANDREW	43.101	E. ANDREW	42.196	E. ANDREW	2:05.353	2:05.867	

\*\*\* Rider 42 (Riley NAUTA (QLD)) - 10 second penalty imposed by Clerk of Course for jumped start \*\*\*

The results are provisional until the end of the time limit for protests and appeals.

*Scott Laing*  
 Chief Timekeeper - Scott Laing

*Tom Williams*  
 Race Director - Tom Williams

*Paul Hinds*  
 Clerk of Course - Paul Hinds



www.computime.com.au  
 COMPUTIME RACE TIMING SYSTEMS PTY LTD









# Winton Motor Raceway

## Round 2 : March 12 - 14



ASBK.COM.AU    

Date: 13/03/21  
Event: R03  
Weather: Cloudy / windy - Temp: 28.0C  
Track: Dry - Temp: 32.6C

### Race 1


Started at: 16:41:30  
Laps: 3  
Starters: 18  
Printed at: 8:00

### PROVISIONAL RACE INFORMATION


Time	Description
16:38:02	RE-START PENDING - 3 LAPS
16:38:27	WARM UP LAP STARTED
16:41:30	Event Start
16:42:18	Race Direction: Start is under investigation
16:43:45	Rider 35 (Varis FLEMING) CRASHED TURN 11 - RIDER UP - RESUMING
16:44:39	Rider 42 (Riley NAUTA) JUMP START PENALTY - 10 SECONDS
16:46:55	Chequered Flag
16:48:08	Event Finish

\*\*\* Rider 42 (Riley NAUTA (QLD)) - 10 second penalty imposed by Clerk of Course for jumped start \*\*\*


The results are provisional until the end of the time limit for protests and appeals.



Chief Timekeeper - Scott Lang



Race Director - Tom Williams



Clerk of Course - Paul Hinds



[www.computime.com.au](http://www.computime.com.au)  
COMPUTIME RACE TIMING SYSTEMS PTY LTD

